

# AINA PTT Voice Responder

## QUICK GUIDE

AINA Wireless

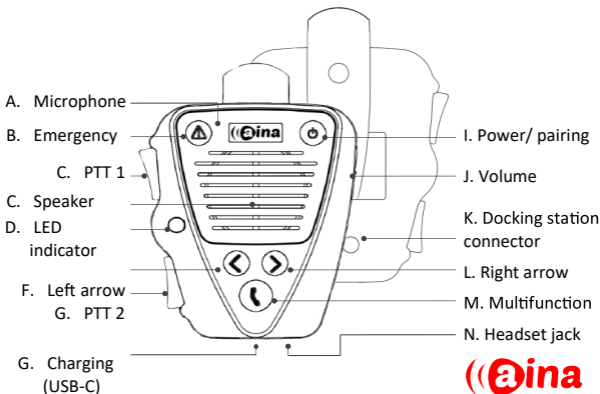
DOC ID : IU0016 ver. 1.1

### INCLUDED IN THE PACKAGE



X 1

### BUTTONS AND CONNECTIONS



## FIRST USE — CHARGING THE BATTERY

**EN** 1. Charge the device for 1 hour before first use, either with AINA docking station or USB-C cable.

**NOTE!** Wall charger / computer: min. 500mA

Docking station: min. 700mA / Max. allowed: 2.8A.

**DE** 1. Laden Sie das Gerät vor dem ersten Gebrauch 1 Stunde lang auf, entweder mit der AINA-Dockingstation oder dem USB-C-Kabel.

**HINWEIS!** Ladegerät/Computer: min. 500 mA / Dockingstation: min. 700 mA/maximal zulässig: 2,8 A.

**FR** Chargez l'appareil pendant 1 heure avant la première utilisation, soit avec la station d'accueil AINA, soit avec un câble USB-C.

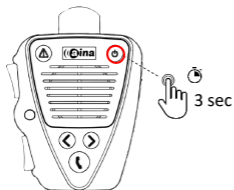
**ATTENTION!** Chargeur mural / ordinateur: 500 mA min. / station d'accueil: 700 mA min. / maximum autorisé: 2,8 A.

**ES** Cargue el dispositivo durante 1 hora antes del primer uso, ya sea con la estación de acoplamiento AINA o con el cable USB-C.

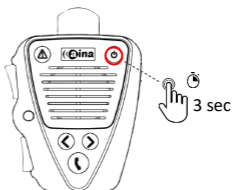
**¡NOTA!** Cargador de pared/ computadora: min. 500mA / Base de carga: min. 700mA / Max. permitido: 2.8A.

## POWER ON / OFF

**ON**



**OFF**



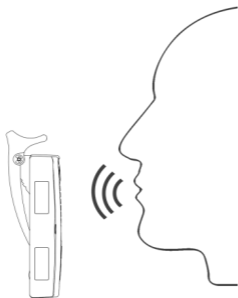
**EN** Turn on by pressing button I for 3 seconds.  
Turn off by pressing button I for 3 seconds.

**DE** Zum Einschalten die Taste I 3 Sekunden lang gedrückt halten.  
Zum Ausschalten die Taste I 3 Sekunden lang gedrückt halten.

**FR** Pour allumer le dispositif, appuyez sur le bouton I pendant 3 secondes.  
Pour éteindre le dispositif, appuyez sur le bouton I pendant 3 secondes.

**ES** Enciende el dispositivo presionando el botón I por 3 segundos.  
Apaga el dispositivo presionando el botón I por 3 segundos.

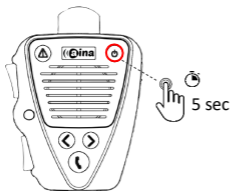
## MICROPHONE PERFORMANCE TIP



- EN** For best result hold the device 15-20cm from your mouth when speaking.
- DE** Halten Sie das Gerät 15–20 cm von Ihrem Mund entfernt, um ein optimales Ergebnis zu gewährleisten.
- FR** Pour de meilleurs résultats, gardez le dispositif à 15–20 cm de votre bouche quand vous parlez.
- ES** Para obtener los mejores resultados, mantén el dispositivo a 15-20cm de tu boca al hablar.

## PAIRING

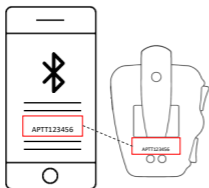
1



2



3



4



**EN** 1. Simultaneously turn on the device and put into pairing mode by pressing button I for 5 seconds 2. The LED will display fast green blinks 3. Pair via Bluetooth to your phone 4. The device is paired when the LED blinks blue. NOTE! For security reasons, single pairing only.

**DE** 1. Um das Gerät einzuschalten und es gleichzeitig in den Kopplungsmodus zu setzen, Taste I 5 Sekunden lang gedrückt halten. 2. Die LED blinkt dann schnell grün. 3. Über Bluetooth mit Ihrem Telefon koppeln. 4. Blinkt die LED blau, ist das Gerät gekoppelt. HINWEIS: Aus Sicherheitsgründen ist nur eine Einfachkopplung möglich.

**FR** 1. Pour allumer le dispositif et le mettre simultanément en mode couplage, appuyez sur le bouton I pendant 5 secondes. 2. Le voyant LED clignote rapidement en vert. 3. Couplez le dispositif à votre téléphone via Bluetooth. 4. Le voyant LED passe au bleu dès que le dispositif est bien couplé. ATTENTION: Pour des raisons de sécurité, seul le couplage simple est possible.

**ES** 1. Simultáneamente enciende el dispositivo y ponlo en modo de emparejamiento presionando el botón I por 5 segundos 2. La luz LED parpadeara rápidamente en verde 3. Conecta vía Bluetooth a tu teléfono 4. Cuando el LED cambia ha azul, el dispositivo está conectado. ¡NOTA! Por razones de seguridad, conexión a un teléfono a la vez.

## ADDITIONAL SAFETY TIPS

EN

1. Do not put the device near your ear.
2. Avoid contact with magnetic stripe cards.
3. Charging temperature: +10°C - + 40°C.
4. Operating frequency range: 2400 - 2483.5MHz.
5. Bluetooth power level: Class 2.



## OPERATION

For more detailed instructions on setting up and using your PTT Voice Responder, please refer to the User Manual, available online at [www.ainaptt.com](http://www.ainaptt.com)

## CUSTOMER CARE

If any part of the equipment is damaged on arrival, contact the shipper to conduct an inspection and prepare a damage report. Save the shipping container and all packing materials until the inspection and the damage report are completed.

In addition, contact the Customer Care to make arrangements for replacement equipment. Do not return any part of the shipment until you receive detailed instructions from an AINA Wireless representative.

Contact Customer Care at:

Phone Number:	+ 358 40 322 6717
E-mail:	sales@ainaptt.com

1. Halten Sie das Gerät nicht am Ohr.
2. Vermeiden Sie den Kontakt mit Magnetstreifenkarten.
3. Ladetemperatur: +10 °C – +40 °C.
4. Betriebsfrequenzbereich: 2400–2483,5 MHz.
5. Bluetooth-Leistung: Klasse 2.



## OPERATION

Detailliertere Anweisungen zur Einrichtung und Verwendung Ihres PTT Voice Responders finden Sie in der Online-Gebrauchsanweisung unter [www.ainaptt.com](http://www.ainaptt.com)

## KUNDENDIENST

Sollte ein Teil des Geräts bei Erhalt beschädigt sein, wenden Sie sich an das Versandunternehmen, um eine Untersuchung und die Erstellung eines Schadensberichts zu veranlassen. Bewahren Sie den Versandbehälter und alle Verpackungen auf, bis die Untersuchung und der Schadensbericht abgeschlossen sind.

Setzen Sie sich darüber hinaus mit dem Kundenservice in Verbindung, um die Bereitstellung eines Ersatzgeräts zu vereinbaren. Senden Sie keinen Teil der Sendung zurück, bevor Sie detaillierte Anweisungen vonseiten eines Vertreters von AINA Wireless erhalten haben.

Kontakt Kundenservice:

Telefon: + 358 40 322 6717

E-Mail: [sales@ainaptt.com](mailto:sales@ainaptt.com)



1. Ne positionnez pas le dispositif près de votre oreille.
2. Évitez le contact avec les cartes à bande magnétique.
3. Température de chargement : +10 °C – +40 °C.
4. Gamme de fréquences de fonctionnement: 2400–2483,5MHz.
5. Puissance Bluetooth : classe 2.



## OPÉRATION

Pour obtenir des informations plus détaillées sur la configuration et l'utilisation de votre PTT Voice Responder, veuillez consulter le manuel d'utilisation, disponible en ligne sur [www.ainaptt.com](http://www.ainaptt.com)

## SERVICE À LA CLIENTÉLE

Si une pièce de l'appareil est endommagée au moment de la réception, veuillez contacter l'expéditeur afin qu'il effectue une inspection et prépare un rapport des dommages. Gardez le carton et tous les matériaux d'emballage jusqu'à ce que l'inspection et le rapport soient achevés.

Veuillez également contacter le service client afin d'organiser le remplacement du dispositif. Ne retournez aucune partie du colis avant d'avoir reçu les instructions détaillées d'un représentant d'AINA Wireless.

Contactez le service client :

Téléphone : + 358 40 32 26 71 7

E-mail : [sales@ainaptt.com](mailto:sales@ainaptt.com)

1. No mantenga el dispositivo cerca de su oído.
2. Evite el contacto con tarjetas de banda magnética.
3. Temperatura de carga: + 10°C - + 40°C.
4. Frecuencia de funcionamiento: 2400 – 2483,5MHz
5. Nivel de potencia de Bluetooth: Clase 2.



## OPERACIÓN

Para obtener instrucciones más detalladas sobre cómo configurar y utilizar su PTT Voice Responder, por favor consulte el manual del usuario en nuestra página web: **[www.ainaptt.com](http://www.ainaptt.com)**

## ATENCIÓN AL CLIENTE

Si alguna parte del dispositivo está dañada al llegar, póngase en contacto con el remitente para poder realizar una inspección y preparar un informe de daños. Guarde el contenedor de transporte y todos los materiales de embalaje hasta que se complete la inspección y el informe.

También, póngase en contacto con nuestro servicio de atención al cliente para hacer los arreglos necesarios para mandarle un equipo de reemplazo. Por favor, no devuelva ninguna parte del envío hasta que haya recibido instrucciones de uno de los representantes de AINA Wireless.

Servicio de atención al cliente:

Numero de teléfono: + 358 40 322 6717

E-mail: [sales@ainaptt.com](mailto:sales@ainaptt.com)

# LEGAL GUIDELINES

AINA Wireless Inc. (AINA Wireless Finland Oy) is continuously evaluating technical publications that have been produced for completeness and technical accuracy. You can assist us in this process by submitting your comments and suggestions to the following address:

AINA Wireless Finland Oy  
Joensuunkatu 7G  
24100 Salo  
Finland

Or email us to [sales@ainaptt.com](mailto:sales@ainaptt.com)

## ACKNOWLEDGEMENTS

The software contained in this device is copyrighted by AINA Wireless. Unpublished rights are reserved under the copyright laws of the United States.

## CREDITS

AINA™ is a registered trademark and is of AINA Wireless Finland Oy


The N-Mark is a trademark or registered trademark of NFC Forum, Inc. in the United States and in other countries

Bluetooth® is a registered trademark of Bluetooth SIG, Inc.

Apple®, iTunes®, iPhone®, and iPad® are registered trademarks of Apple Inc.

iOS™ is a trademark or registered trademark of Cisco in the U.S. and other countries and is used under license.

Google® is a registered trademark of Google Inc. Android™, Google Maps™, Google Earth™, Google Play™, and Gmail™ are trademarks of Google Inc.

BC-mark is registered trademark of California Energy Commission. 

All brand and product names are trademarks, registered trademarks, or service marks of their respective holders.

## DECLARATION OF CONFORMITY

The material contained herein is subject to U.S. export approval. No export or re-export is permitted without written approval from the U.S. Government. Rated: EAR99 in accordance with U.S. Dept. of Commerce regulations 15CFR774, Export Administration Regulations.

Repairs to this equipment should be made only by an authorized service technician or facility designated by the supplier. The opening of the device's back cover or any repairs, alterations or substitution of parts made to this equipment not approved by the manufacturer will void the user's authority to operate the equipment in addition to the manufacturer's warranty.

This product conforms to the European Union WEEE Directive 2012/19/EU. Do not dispose of this product in a public landfill or open fire. Take it to a recycling center at the end of its life.

Hereby, AINA Wireless Finland Oy declares that the radio equipment type AINA PTT Voice Responder (APTT2) is in compliance with Directive 2014/53/EU

The full text of the EU declaration of conformity is available from the following internet address: [www.ainaptt.com/certifications](http://www.ainaptt.com/certifications)

## SAFETY CONVENTIONS

The following conventions are used throughout this manual to alert the user to general safety precautions that must be observed during all phases of operation, service, and repair of this product. Failure to comply with these precautions or with specific warning elsewhere in this manual violates safety standards of design, manufacture, and intended use of the product. AINA Wireless assumes no liability for the customer's failure to comply with these standards.

## REGULATORY

### FCC Part 15

#### 15.21

You are cautioned that changes or modifications not expressly approved by the part responsible for compliance could void the user's authority to operate the equipment.

#### 15.105(b)

This equipment has been tested and found to comply with the limits for a Class B digital device, pursuant to part 15 of the FCC rules. These limits are designed to provide reasonable protection against harmful interference in a residential installation. This equipment generates, uses and can radiate radio frequency energy and, if not installed and used in accordance with the instructions, may cause harmful interference to radio communications. However, there is no guarantee that interference will not occur in a particular installation. If this equipment does cause harmful interference to radio or television reception, which can be determined by turning the equipment off and on, the user is encouraged to try to correct the interference by one or more of the following measures:

- Reorient or relocate the receiving antenna.
- Increase the separation between the equipment and receiver.
- Connect the equipment into an outlet on a circuit different from that to which the receiver is connected.
- Consult the dealer or an experienced radio/TV technician for help.

Operation is subject to the following two conditions:

1. this device may not cause interference and
2. this device must accept any interference, including interference that may cause undesired operation of the device.

FCC RF Radiation Exposure Statement:

This equipment complies with FCC radiation exposure limits set forth for an uncontrolled environment. End users must follow the specific operating instructions for satisfying RF exposure compliance. This transmitter must not be co-located or operating in conjunction with any other antenna or transmitter.

### **Industry Canada**

This device complies with Industry Canada license-exempt RSS standard(s). Operation is subject to the following two conditions: (1) this device may not cause interference, and (2) this device must accept any interference, including interference that may cause undesired operation of the device.

Le présent appareil est conforme aux CNR d'Industrie Canada applicables aux appareils radio exempts de licence. L'exploitation est autorisée aux deux conditions suivantes : (1) l'appareil ne doit pas produire de brouillage, et (2) l'utilisateur de l'appareil doit accepter tout brouillage radioélectrique subi, même si le brouillage est susceptible d'en compromettre le fonctionnement.

## WASTE (DISPOSAL) OF YOUR ELECTRONIC AND ELECTRIC EQUIPMENT

### **European Union (EU) Waste of Electrical and Electronic Equipment (WEEE) directive.**

The European Union's WEEE directive requires that products sold into EU countries must have the crossed-out wheellie bin label on the product (or the package in some cases). As defined by the WEEE directive, this crossed-out wheellie bin label means that customers and end-users in EU countries should not dispose of electronic and electrical equipment or accessories as household waste. Customers or end-users in EU countries should contact their local equipment supplier or service centre for information on the waste collection system in their country.



This manual is published by AINA Wireless Finland Oy without any warranty. Improvements and changes to this manual necessitated by typographical errors, inaccuracies of current information, or improvements to programs and/or equipment, may be made by AINA Wireless Finland Oy at any time and without notice. Such changes will be incorporated into new editions of this manual. No part of this manual may be reproduced or transmitted in any form or by any means, electronic or mechanical, including photocopying and recording, for any purpose, without the express written permission of AINA Wireless Finland Oy.

Copyright © 2023, AINA Wireless Finland Oy.

Printed in Estonia